

Incremental encoders

Solid shaft with square flange

1...65536 pulses per revolution programmable (interpolated system)

EIL580P - square flange - OptoPulse®



EIL580P with square flange

Features

- Size $\varnothing 58$ mm
- Precise optical sensing (interpolated)
- Output signal level programmable (TTL or HTL)
- Square flange 2.5" (63.5 mm)
- Connection axial, radial or tangential
- Pulses per revolution 1...65536, programmable
- High protection up to IP 67
- High resistance to shock and vibrations

Technical data - electrical ratings

Voltage supply	4.75...30 VDC
Reverse polarity protection	Yes
Short-circuit proof	Yes
Consumption w/o load	≤ 70 mA
Initializing time	≤ 30 ms after power on
Pulses per revolution	1...65536
Scan ratio	45...55 % typical at 1024, 2048 ppr (further see table Duty cycle)
Reference signal	Zero pulse 90° or 180°
Sensing method	Optical
Output frequency	≤ 300 kHz (TTL) ≤ 160 kHz (HTL)
Output signals	A+, B+, R+, A-, B-, R-
Output stages	TTL/RS422 HTL/push-pull
Programmable parameters	Output level TTL/HTL Pulse number 1...65536 Zero pulse width 90°/180° Zero pulse position Signal sequence
Interference immunity	DIN EN 61000-6-2
Emitted interference	DIN EN 61000-6-3
Approval	UL 508 / CSA 22.2

Technical data - mechanical design

Shaft type	$\varnothing 10$ x 20 mm, solid shaft with flat $\varnothing 3/8$ " x $4/5$ " ($\varnothing 9.525$ x 20.32 mm), solid shaft with flat
Admitted shaft load	≤ 40 N axial ≤ 80 N radial
Flange	Square flange 2.5" (63.5 mm)
Protection DIN EN 60529	IP 65 (without shaft seal), IP 67 (with shaft seal)
Operating speed	≤ 6000 rpm (+20 °C, IP 67) ≤ 12000 rpm (+20 °C, IP 65)
Starting torque	≤ 0.015 Nm (+20 °C, IP 65) ≤ 0.02 Nm (+20 °C, IP 67)
Materials	Housing: aluminium die-cast Flange: aluminium Solid shaft: stainless steel
Operating temperature	-40...+100 °C
Relative humidity	90 % non-condensing
Resistance	DIN EN 60068-2-6 Vibration 30 g, 10-2000 Hz DIN EN 60068-2-27 Shock 300 g, 6 ms
Connection	Flange connector M12, 8-pin Flange connector M23, 12-pin Cable
Weight approx.	370 g

Incremental encoders

Solid shaft with square flange

1...65536 pulses per revolution programmable (interpolated system)

EIL580P - square flange - *OptoPulse®*

Part number

Square flange

EIL580P-S Q F . 01024 . B

Operating temperature

B -40...+100 °C

Pulses programmable

01024 1...65536 programmable (factory setting: 1024)

Voltage supply / output stages

F 4.75...30 VDC, TTL/RS422, 6 channel (Vout = 5 VDC) - Factory setting
HTL/push-pull 6 channel (Vout = Vin) - programmable by customer

Connection

- R Cable radial, 1 m
- L Cable radial, 2 m
- F Flange connector M23, 12-pin, radial, male, ccw
- B Flange connector M12, 8-pin, radial, male, ccw
- T Cable axial, 1 m
- U Cable axial, 2 m
- D Flange connector M23, 12-pin, axial, male, ccw
- A Flange connector M12, 8-pin, axial, male, ccw
- P Cable tangential, 1 m
- Q Cable tangential, 2 m

Protection

- 5 IP 65
- 7 IP 67

Specification solid shaft

- U3 $\varnothing 3/8'' \times 4/5''$ ($\varnothing 9.525 \times 20.32$ mm), with flat
- 10 $\varnothing 10 \times 20$ mm, with flat

Flange

- Q Square flange

(Factory setting: 1024 ppr, Vout = 5 VDC TTL, signal sequence A leading B (CW), zero pulse 90° A&B high)

Incremental encoders

Solid shaft with square flange

1...65536 pulses per revolution programmable (interpolated system)

EIL580P - square flange - *OptoPulse*[®]

Accessories

Connectors and cables

10127844	Connection cable 2 m shielded with female connector M12, 8-pin, straight (ESG 34FH0200G)
10129332	Connection cable 5 m shielded with female connector M12, 8-pin, straight (ESG 34FH0500G)
10129333	Connection cable 10 m shielded with female connector M12, 8-pin, straight (ESG 34FH1000G)
11053961	Connection cable 2 m shielded with female connector M12, 8-pin, angled (ESW 33FH0200G)
11053962	Connection cable 5 m shielded with female connector M12, 8-pin, angled (ESW 33FH0500G)
10170054	Connection cable 10 m shielded with female connector M12, 8-pin, angled (ESW 33FH1000G)
10164705	Connector M23, 12-pin
11095302	Connection cable 1 m shielded with female connector M23, 12-pin
11100408	Connection cable 2 m shielded with female connector M23, 12-pin
11100430	Connection cable 5 m shielded with female connector M23, 12-pin
11100431	Connection cable 10 m shielded with female connector M23, 12-pin
11119280	Connection cable connector M12 / connector D-SUB, 0.2 m
11119720	Connection cable connector M12 / connector D-SUB, 1 m
11119257	Connection cable connector M23 / connector D-SUB, 0.2 m (S2BG12/K4SG9)
11119723	Connection cable connector M23 / connector D-SUB, 1 m (S2BG12/K4SG9)

Mounting accessories

11065915	Coupling CPS25 L=19 d1=04/d2=10
11065918	Coupling CPS25 L=19 d1=07/d2=10
11065920	Coupling CPS25 L=19 d1=08/d2=10
11065921	Coupling CPS25 L=19 d1=09/d2=10
11065922	Coupling CPS25 L=19 d1=10/d2=06
11065923	Coupling CPS25 L=19 d1=10/d2=10
11065924	Coupling CPS25 L=19 d1=10/d2=11
11065925	Coupling CPS25 L=19 d1=10/d2=12
10141132	Spring washer coupling D1=06 / D2=10
10141133	Spring washer coupling D1=10 / D2=10
11034138	Spring washer coupling D1=10 / D2=16
11034140	Spring washer coupling D1=10 / D2=14

Mounting accessories

11034141	Spring washer coupling D1=10 / D2=12
11050507	Bellows coupling aluminium/stainless steel D1=06 / D2=10
11101781	Double loops coupling D1=10 / D2=10

Programming accessories

11120657	Handheld Programming Tool Z-PA-EI-H
11120547	PC Programming Tool Z-PA-EI-P

Incremental encoders

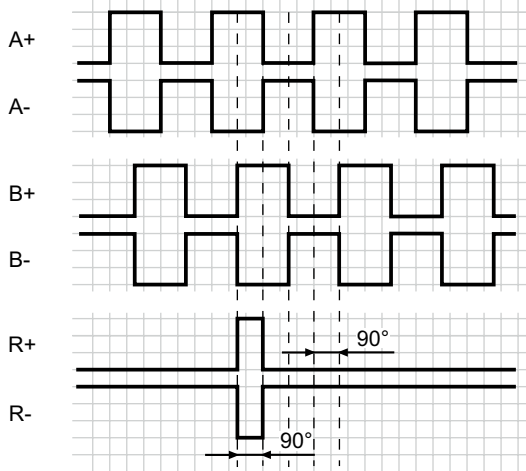
Solid shaft with square flange

1...65536 pulses per revolution programmable (interpolated system)

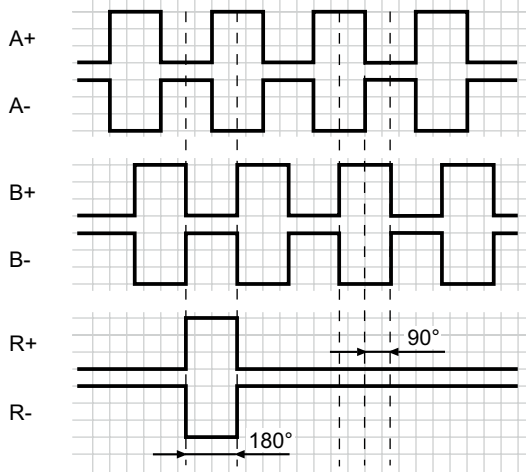
EIL580P - square flange - OptoPulse®

Output signals

Zero pulse electrical 90° A&B high
(Factory setting at clockwise rotation (CW)
in view of the encoder flange)



Zero pulse electrical 180° B low
(at clockwise rotation (CW)
in view of the encoder flange)



Trigger level

Outputs	TTL/RS422
Output level High	≥2.5 V
Output level Low	≤0.5 V
Load	≤20 mA

Outputs	HTL/Push-pull
Output level High	≥UB -3 V
Output level Low	≤1.5 V
Load	≤20 mA

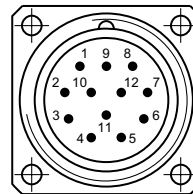
Terminal assignment

Flange connector M23, 12-pin / cable

Pin	Core color	Assignment
1	pink	B-
2	–	–
3	blue	R+
4	red	R-
5	green	A+
6	yellow	A-
7	–	R-Set ¹⁾
8	grey	B+
9	–	–
10	white	GND
11	–	–
12	brown	UB

Screen: Connected to housing

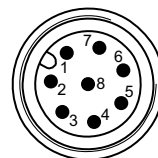
Cable data: PUR, [4x2x0,14 mm²], bending radius
>45,8 mm, outer diameter 6.1 mm



¹⁾ The R-Set input is used to set the reference pulse (zero pulse) on the current shaft position.
R-Set = UB ≥ 200 ms

Flange connector M12, 8-pin

Pin	Assignment
1	GND
2	UB
3	A+
4	A-
5	B+
6	B-
7	R+
8	R-



Incremental encoders

Solid shaft with square flange

1...65536 pulses per revolution programmable (interpolated system)

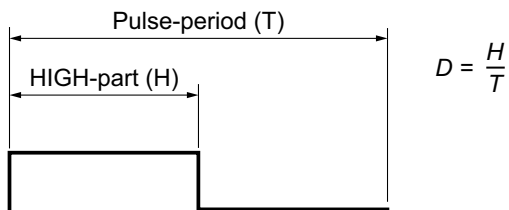
EIL580P - square flange - OptoPulse®

Duty cycle

The duty cycle (D) is defined as the time ratio between the HIGH pulse duration (H) and the pulse period (T).

System-induced and depending on the pulse number, the measured values may vary which has an impact on speed and position acquisition.

Binary pulse numbers are recommended for speed feedback.



Programmed pulse number	Scan ratio (D) (maximum)	Jitter (+/-) (maximum)
1...1023	45...55 %	5%
1024, 2048	45...55 %	5%
1025...5000	40...60 %	10%
8192, 16384	35...85 %	15%
5001...10000	22...78 %	28%
32768	25...75 %	25%
65536	15...85 %	35%
all other	Jitter[%]=(programmed pulse number -10000)*0,0007%+28%	

Incremental encoders

Solid shaft with square flange

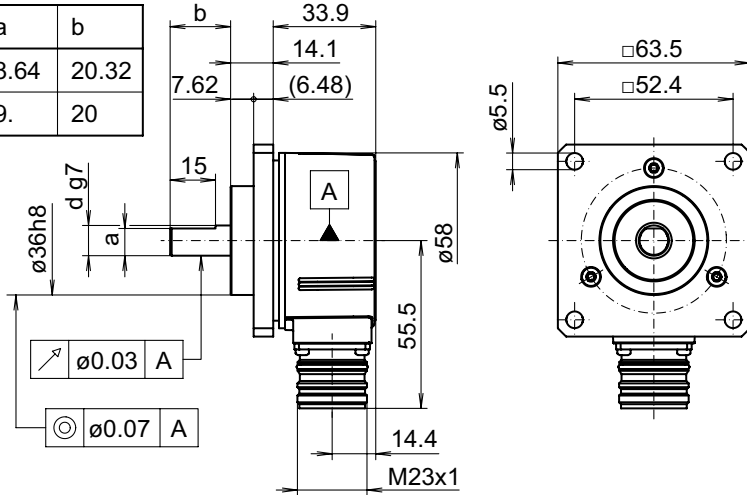
1...65536 pulses per revolution programmable (interpolated system)

EIL580P - square flange - *OptoPulse*[®]

Dimensions

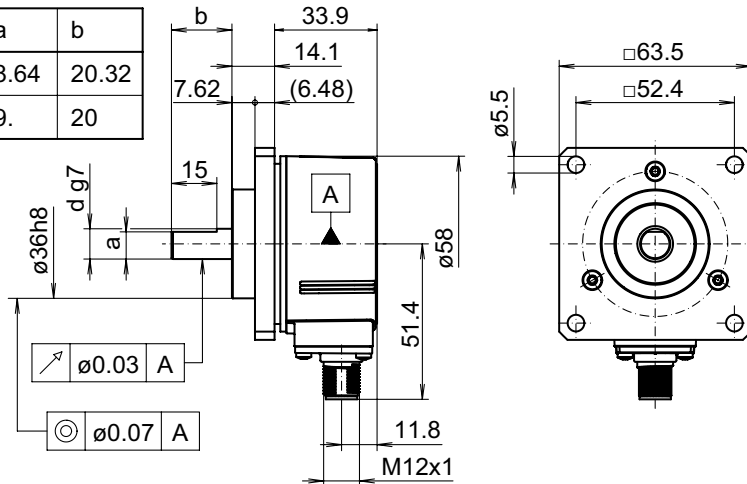
Square flange, flange connector M23, radial

d g7	a	b
ø9.525	8.64	20.32
ø10	9.	20



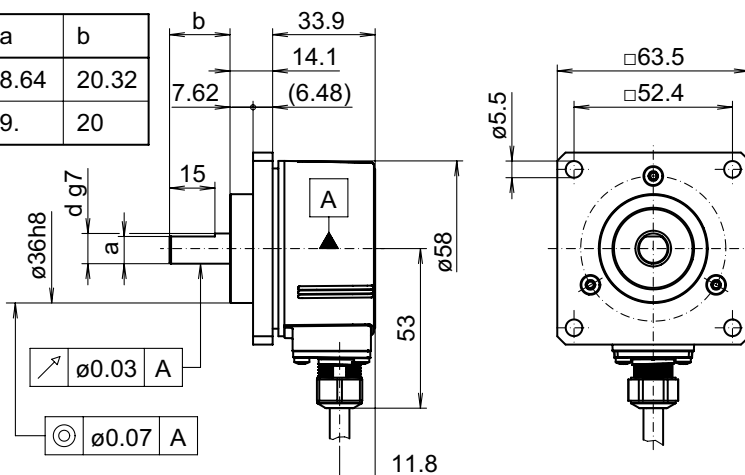
Square flange, flange connector M12, radial

d g7	a	b
ø9.525	8.64	20.32
ø10	9.	20



Square flange, cable radial

d g7	a	b
ø9.525	8.64	20.32
ø10	9.	20



Incremental encoders

Solid shaft with square flange

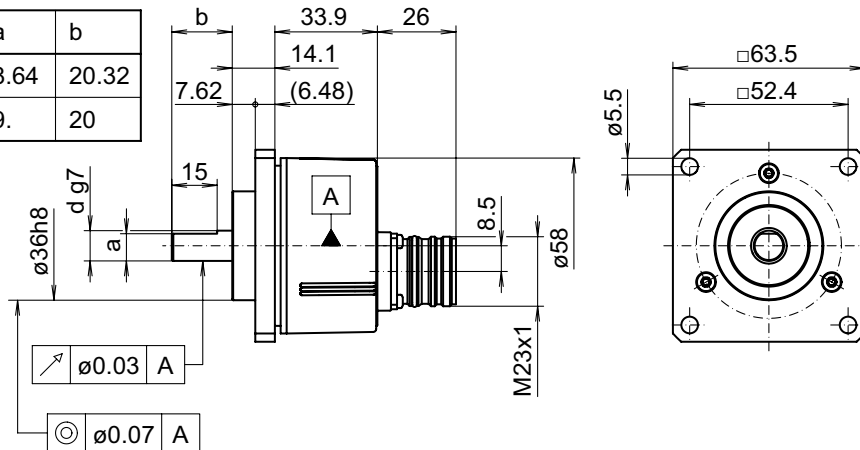
1...65536 pulses per revolution programmable (interpolated system)

EIL580P - square flange - OptoPulse®

Dimensions

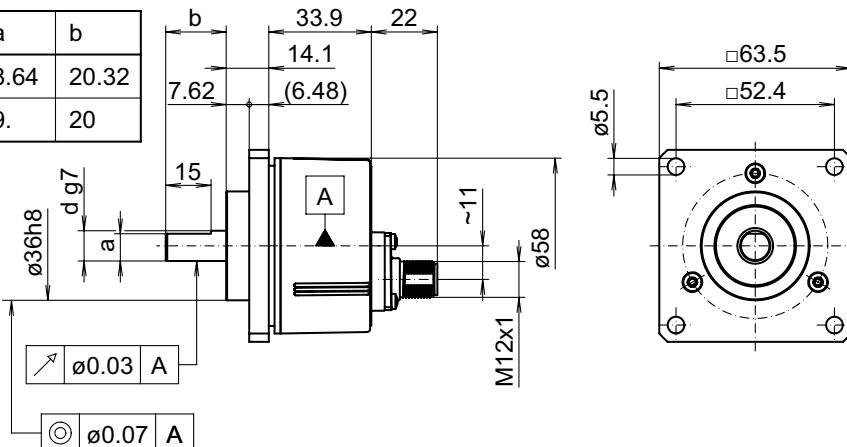
Square flange, flange connector M23, axial

d g7	a	b
ø9.525	8.64	20.32
ø10	9.	20



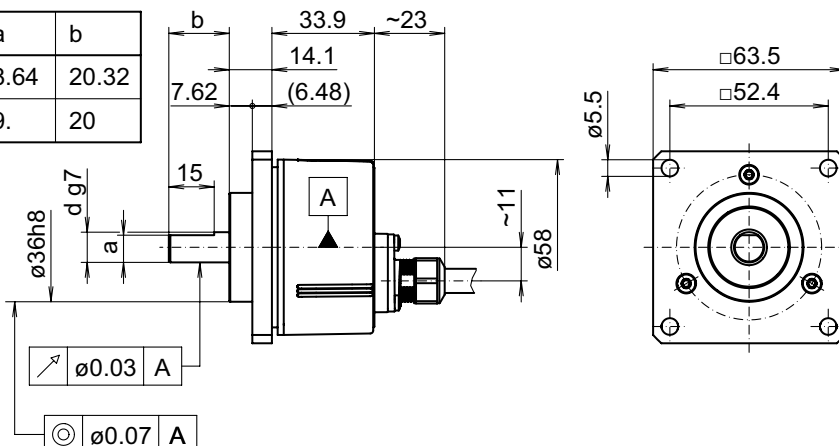
Square flange, flange connector M12, axial

d g7	a	b
ø9.525	8.64	20.32
ø10	9.	20



Square flange, cable axial

d g7	a	b
ø9.525	8.64	20.32
ø10	9.	20



Incremental encoders

Solid shaft with square flange

1...65536 pulses per revolution programmable (interpolated system)

EIL580P - square flange - *OptoPulse®*

Dimensions

Square flange, cable tangential

