


Sb = 6,5 m

- high resolution
- 100 kHz high clock frequency
- rugged aluminum housing material



general data

measuring field	237,5 ... 1677,5 mm
actual range Sb	< 6,5 m
beam distance	2,5 mm
resolution	2,5 mm
number of beams	96 ... 672
alignment aid	LED green
light source	infrared diode
wave length	950 nm
clock frequency	100 kHz
clock speed per beam	10 µs
analysis time	200 µs

electrical data

voltage supply range +Vs	24 VDC ± 10%
residual ripple	< 200 mV
current consumption max.	1,2 A
short circuit protection	yes
reverse polarity protection	yes

mechanical data

width / diameter	82 mm
depth	40 mm
type	rectangular
housing material	aluminum

ambient conditions

operating temperature	-25 ... +55 °C
humidity	0 ... 90 % (non condensed)
protection class	IP 65

included in delivery

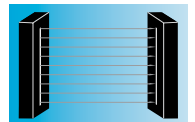
synchronization cable	length 5 m
connector 7 pin (power)	
connector RS 422 interface	
connector SSI/parallel according interface	
other cable lengths on request	

accessories

programming kit:	10163150
software „SpiderView 082/02.5“	
interface cable with converter RS 422/RS 232	length 5 m
manual	

order reference	number of beams	measuring field Lm	height/length L	L1
FCDM 082x0237/02.5	96	237,5 mm	390 mm	128,5 mm
FCDM 082x0477/02.5	192	477,5 mm	630 mm	128,5 mm
FCDM 082x0717/02.5	288	717,5 mm	870 mm	128,5 mm
FCDM 082x0957/02.5	384	957,5 mm	1110 mm	128,5 mm
FCDM 082x1197/02.5	480	1197,5 mm	1350 mm	128,5 mm
FCDM 082x1437/02.5	576	1437,5 mm	1590 mm	128,5 mm
FCDM 082x1677/02.5	672	1677,5 mm	1830 mm	128,5 mm

interface	
J	RS 422
I	SSI + RS 422
B	parallel 10 Bit + RS 422

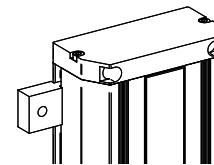


configuration

If a configuration different from the factory setting is desired, this must be specified in the order. Other settings can also be made with the programming kit.

	factory setup	optional
data format	normal	"largest blocked area" or "over all"
actual range	0,6 ... 1 m	... m (min. 0,2 m / max. 6,5 m)
output mode	number of beams	mm
coding	binary	«Gray» or «BCD»
double scanning	no	yes
smoothing data	1 beam	... beams

mounting



groove plate (1 piece)

part nr. 10161963

dimension drawing

